

www.nobleliftna.com


NOBLELIFT
NORTH AMERICA

LITHIUM

SC SERIES

500 - 700 lbs. Capacity

Lithium Scissor Lifts



Why choose between price and quality **WHEN YOU CAN HAVE BOTH!**



HIGHLIGHTS

- ▶ Drive at full height
- ▶ Proportional lift and drive controls
- ▶ Dual front-wheel drive
- ▶ Small turning radius
- ▶ 25% gradeability
- ▶ Front wheel hydraulic dynamic braking
- ▶ Built-in extension platform
- ▶ AC power to platform
- ▶ Airline to platform
- ▶ Solid non-marking tires
- ▶ Swing-out component trays allow for easy access and maintenance
- ▶ On-board diagnostic system
- ▶ Pothole protection system
- ▶ ANSI A92.20
- ▶ Lanyard attachment points
- ▶ Tilt level sensor with audible alarm
- ▶ Overload sensor
- ▶ Descent and motion alarm
- ▶ Dual flashing beacons
- ▶ Electric horn
- ▶ And many other safety features

SC SERIES

500 - 700 lbs. Capacity

Lithium Scissor Lifts

SC Series Lithium Electric Scissor Lifts have a compact footprint and are designed for optimal performance, increased productivity and ease of maintenance. Operators can drive, steer and lift directly from the platform, at any height, to achieve continuous operation. These scissor lifts offer load capacities of 500 to 700 lbs and maximum working heights from 19 to 39.3 feet. Work quieter and safer with NOBLELIFT indoor/outdoor, zero-emission, low maintenance scissor lifts.

HIGH PRODUCTIVITY & PERFORMANCE



Proportional control handle for lifting and traveling ensures smooth operation.



Built-in extension platform provides a larger working area and allows the operator to work over obstacles.



Full height travel is convenient and greatly improves productivity. Traveling speed automatically slows down in a lifted position to ensure safe operation.



HIGH PRODUCTIVITY & PERFORMANCE



Integrated control panel is located on the chassis for easy operation.



Joystick and controls are portable and allow users to easily operate outside the platform.



AC Power box on platform provides power for power tools.



Dual Front wheel drive and steering provides a small turning radius for operation in narrow spaces.



Durable non-marking tires repel debris and greatly decrease floor marking.



Foldable rails allow the scissor lift to go through areas with height limitations.



Fork pockets and crane pick-up points allow easy loading and unloading when no dock is available.



Main power switch will cut off the power, avoiding battery discharge, while being stored.



Charging protection system protects battery and charger from overcharging damage.

INTELLIGENT. SAFE. RELIABLE.



Emergency lowering system brings operator to the ground safely if power is lost.



Pothole protection system automatically engages while operating in a lifted position.



Front wheel hydraulic dynamic braking eliminates sliding while working on slopes.




Safety maintenance support bar ensures safety during maintenance.




Self-locking platform door for operator safety.



Dual flashing beacons alert pedestrians during operation.



Horn and motion buzzer serve as motion alarms.




Emergency stop buttons at both platform and ground controls.



In compartment manual storage meets OSHA requirements.

EASE OF MAINTENANCE



Swing-out component trays allow for easy access and maintenance.



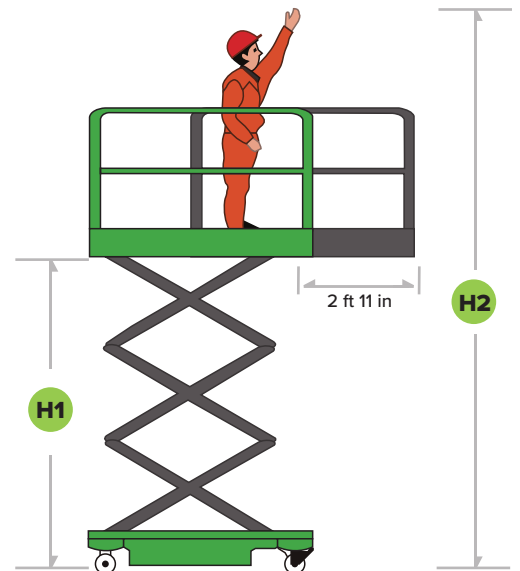
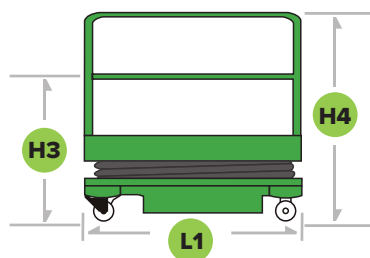

On-board diagnostic system provides easy troubleshooting and maintenance.



Hour meter displays data to perform periodic maintenance at the proper intervals.

Specifications				
	SC1930EC Li	SC2632EN Li	SC3345E Li	SC3945E Li
Safe working load	507 lbs	507 lbs	705 lbs	705 lbs
Safe working load on extension	249 lbs	249 lbs	249 lbs	249 lbs
Maximum workers number (indoor)	2	2	2	3
Minimum workers number (outdoor)	1	/	1	/
Maximum working height H2	26 ft	32 ft	39 ft	45 ft
Maximum platform floor height H1	19 ft	26 ft	33 ft	39 ft
Overall length	6 ft 2.2 in	8 ft 1.6 in	8 ft 1.6 in	8 ft 1.6 in
Overall length (without ladder) L1	/	/	/	/
Overall width W1	2 ft 3.9 in	2 ft 8 in	3 ft 9 in	3 ft 9 in
Overall height (rails up) H4	7 ft 1.8 in	7 ft 9 in	8 ft	8 ft 5.6 in
Overall height (rails down) H3	5 ft 10 in	6 ft 4 in	6 ft 3.6 in	6 ft 8.3 in
Platform size (length/width)	66x29 in	89x32 in	89x44 in	89x44 in
Platform extension size	2 ft 11 in	2 ft 11 in	2 ft 11 in	2 ft 11 in
Ground clearance (lowered)	2.8 in	3.9 in	3.9 in	3.9 in
Ground clearance (raised)	0.6 in	0.7 in	0.7 in	0.7 in
Wheel base	4 ft 5.9 in	6 ft 1.6 in	6 ft 1.6 in	6 ft 1.6 in
Minimum turning radius (inside/outside)	5 ft 8.9 in	7 ft 2.6 in	8 ft 2.4 in	8 ft 2.4 in
Lifting motor	24V/2.0Kw	24V/3.3Kw	24V/4.5Kw	24V/4.5Kw
Drive motor	24V/0.5Kw	24V/3.3Kw	24V/4.5Kw	24V/4.5Kw
Travel speed (stowed)	2.8 mph	2 mph	2 mph	2 mph
Travel speed (raised)	0.5 mph	0.5 mph	0.5 mph	0.5 mph
Up/Down time	23/32 sec	23/35 sec	48/48 sec	80/60 sec
Batteries	LB24V/125Ah	LB24V/206Ah	LB24V/206Ah	LB24V/206Ah
Integrated charger	110V internal	110V internal	110V internal	110V internal
Gradeability	25%	25%	25%	25%
Maximum working slope (indoor)	1.5°/3°	1.5°/3°	2°/3°	1.5°/3°
Tires	Ø12x4 in	Ø15x5 in	Ø15x5 in	Ø15x5 in
Total Weight	3,329 lbs	5,016 lbs	6,592 lbs	6,449 lbs

NOBLELIFT reserves the right to make technical changes and improvements to our products to maintain or enhance the quality, delivery, and efficiency.



A GLOBAL LEADER

NOBLELIFT is a global leader in Lithium Technology. We manufacture more than 200 categories and around 30 series of each product. Our products are designed to meet different application demands and are well accepted by our customers in more than 100 countries and regions in Europe, America, Asia, Africa and more.

Products include: sit-down forklifts, rough terrain forklifts, narrow aisle forklifts, walkie-stackers, order pickers, electric pallet trucks, scissor lifts, tuggers, tow tractors, scrubbers/sweepers, lift tables, manual pallet jacks and more.



FORKLIFTS



NARROW AISLE



STACKERS



POWERED PALLET TRUCKS



SCISSOR LIFTS



TUGGERS



SCRUBBERS/SWEEPERS

NOBLELIFT
NORTH AMERICA

2475 S. Wolf Road
Des Plaines, IL 60018
T: 847-595-7100
F: 847-595-7200
sales@nobeliftna.com
www.nobeliftna.com



Website

AUTHORIZED DEALER

