

# NOBLELIFT

Material Handling

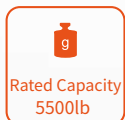
We promise, We deliver



# PT55L

## Electric pallet truck

Ideal choice for material handling applications



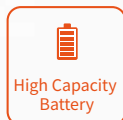
Rated Capacity  
5500lb



Easy  
Maintenance



High  
Performance



High Capacity  
Battery



Robust and  
Reliable Design

NEW *Noblelift Products*  
ARRIVAL

NOBLELIFT INTELLIGENT EQUIPMENT CO., LTD

[www.nobleliftna.com](http://www.nobleliftna.com)

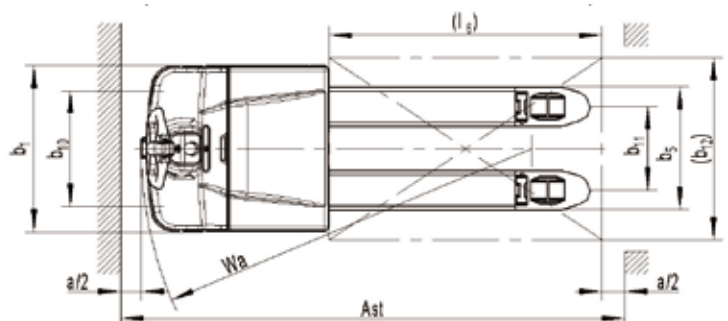
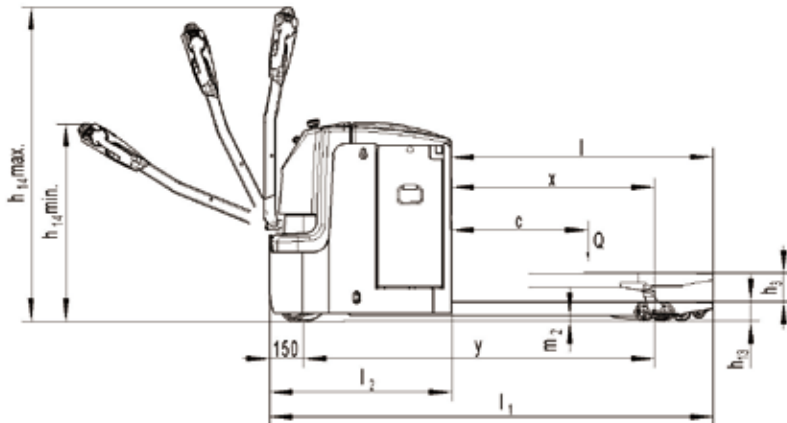


### Top brand qualified components

Using high quality core components:

- Reliable multifunctional REMA tiller with ergonomic contactless rocker-switches
- Top quality Schabmueller AC drive motor
- Kordel gearbox
- Intorque brake
- Wicke drive wheel
- Zapi controller

The parts used reduce high service costs and give you the performance and reliability which is required for the most demanding harsh loading and unloading operations.



# Type sheet for industrial truck acc. to VDI2198

Distinguishing mark			
1.2	Manufacturer's type designation		PT55L
1.3	Drive		Battery
1.4	Operator type		Foldable platform
1.5	Load capacity/Rated load	Q (t/lb)	2.5/5500
1.6	Load centre distance	c (mm/in)	600/23.62
1.8	Load distance,centre of drive axle to fork	x (mm/in)	892/35
1.9	Wheelbase	y (mm/in)	1541/60.66
Weight			
2.1	Service weight	kg/lb	720/1587
2.2	Axle loading, laden front/rear	kg/lb	1040/2200 - 2292/4850
2.3	Axle loading,unladen front/rear	kg/lb	540/200 - 1190/440
Tires,chassis			
3.1	Tires		Polyurethane(PU)
3.2	Tire size,front	Øxw (mm/in)	Ø 230×75 - 9x2.9
3.3	Tire size,rear	Øxw (mm/in)	Ø 84×84 - 3.3x3x3
3.4	Additional wheels(dimensions)	Øxw (mm/in)	Ø 100×40 - 3.9x1.5
3.5	Wheels,number front/rear(x=driven wheels)		1x2/2/4
3.6	Tread,front	b <sub>10</sub> (mm/in)	510/20
3.7	Tread,rear	b <sub>11</sub> (mm/in)	367/512 - 14.4/20
Dimensions			
4.4	Lift	h <sub>3</sub> (mm/in)	120/4.7
4.9	Height of tiller in drive position min./max.	h <sub>14</sub> (mm/in)	800/1335 - 31/52
4.15	Height, lowered	h <sub>13</sub> (mm/in)	85/3.3
4.19	Overall length	l <sub>1</sub> (mm/in)	1950/76
4.20	Length to face of forks	l <sub>2</sub> (mm/in)	810/31
4.21	Overall width	b <sub>1</sub> (mm/in)	729/28
4.22	Fork dimensions	s/e/l (mm/in)	60/173/1150 - 2.3/6.8/45
4.25	Width across forks	b <sub>3</sub> (mm/in)	540/685 - 21/26.96
4.32	Ground clearance, centre of wheelbase	m <sub>2</sub> (mm/in)	25/1
4.34	Aisle width for pallets 800 x1200 crossways	Ast (mm/in)	2175/85
4.34	Aisle width for pallets 800 x1200 lengthways	Ast (mm/in)	2225/87
4.35	Turning radius	Wa (mm/in)	1750/68.9
Performance data			
5.1	Travel speed,laden unladen	km/h	5.5 / 6.0
5.2	Lift speed,laden/unladen	m/s	0.035 / 0.045
5.3	Lowering speed,laden/unladen	m/s	0.040 / 0.040
5.8	Max. gradeability, laden/unladen	%	8 / 15
5.10	Service brake		Eletromagnetic
Electric-engine			
6.1	Drive motor rating S2 60min	kW	1.7
6.2	Lift motor rating at S3 10%	kW	2.2
6.3	Battery acc. to DIN 43531/35/36A,B,C,norm		3PZS
6.4	Battery voltage,nominal capacity K5	V / Ah	350
6.5	Battery Weight(+/-5%)	kg/lb	285/628
6.6	Energy consumption acc. to VDI cycle	kWh/h	0.92
Additional data			
8.1	Type of drive control		AC speed Control
8.4	Sound level at driver's ear acc. to EN 12053	dB(A)	65



# PT55L

**The PT55L series is the first choice for truck loading and unloading as well for universal transport on short distances with capacities 5500lb.**

**With the short chassis length the truck is tailored to operate in confined areas.**

**With its high-quality and state of the art top-brand components and technologies, the truck competes with leading well-known brands in the market.**

## ADVANTAGES

- Ergonomic, Compact, and Safe Longer Tiller Design
- Reliable and Strong Chassis
- Powerful, Maintenance Free German AC power train
- Core Components from top quality brands



## Noblelift Headquarters

Add: #528 Changzhou Road, Taihu  
Sub-district, Changxing, 313100, China  
TEL: +86 572 6210311/6120989  
FAX: +86 572 6129336  
WEB: [www.noblelift.com](http://www.noblelift.com)  
Email: [info@noblelift.com](mailto:info@noblelift.com)



Official website



Our Wechat

## Noblelift North America Corp.

Add: 2461 S Wolf Road, Des Plaines, IL 60018  
Tel: 847-595-7100  
Fax: 847-595-7200  
Email: [sales@nobleliftna.com](mailto:sales@nobleliftna.com)  
Http: [www.nobleliftna.com](http://www.nobleliftna.com)

## Noblelift Europe GmbH

Add: Borsigstrasse 9d-93092 Barbing  
Germany  
TEL: +49 9401 607930  
FAX: +49 9401 6079329  
WEB: [www.noblelifteurope.com](http://www.noblelifteurope.com)  
Email: [mail@noblelifteurope.com](mailto:mail@noblelifteurope.com)

## Noblelift Russia

ООО "Ноблелифт Рус"  
194292, Санкт-Петербург  
Домостроительная ул. 4А офис 301  
Бизнес-центр "Парнас"  
тел.: +7 (800) 700-28-97  
Email: [sales@noblelift.com.ru](mailto:sales@noblelift.com.ru)