

www.nobleliftna.com

NOBLELIFT
NORTH AMERICA

LITHIUM

FE3C32-40

3,200-4,000 lbs. Capacity

Three Wheel Lithium Cushion



Why choose between price and quality **WHEN YOU CAN HAVE BOTH!**

HIGHLIGHTS

- ▶ InMotion Intelligent Computer Control system
- ▶ All-around dual AC front wheel drive
- ▶ 48V TOTAL AC system
- ▶ Lithium battery: 48V/412Ah
- ▶ Charger: 48V/200A
- ▶ Fast charging 2 hours
- ▶ Large capacity battery provides multiple shift operation.
- ▶ Infinitely variable hydraulic control speeds
- ▶ On-board self-diagnostics
- ▶ Large display: lifting weight, lifting height, speed, power, steering, fault code, alarm and more.
- ▶ 4-Way proportional hydraulic control valve
- ▶ Proportional lift for accurate control of the lift height
- ▶ Back up camera with AI pedestrian detection
- ▶ Cascade side shifter
- ▶ Tilt cylinder boots
- ▶ Travel speed: 9.3mph (unloaded), up to 8.9mph (loaded)
- ▶ Speed reduction in turns



FE3C32-40

3,200-4,000 lbs. Capacity

Four Wheel Lithium Cushion

The FE3C32-40 three-wheel cushion lithium forklifts are highly efficient, durable forklifts. They are designed for indoor warehouse applications and other applications with hard smooth floors. The mast system, front/rear axles and chassis are engineered to be tough like an Internal Combustion forklift, but with all the advantages of Lithium. Dual AC drive technology is used to achieve high performance with low operating and maintenance costs. Greatly increase your work productivity with these quiet, very low maintenance, ultra-smooth, lithium forklifts.

PRODUCTIVE. SOLID. SMART.



*Black cushion tires are standard.
Non-marking tires available as an option.*

COMPACT. HIGH PERFORMANCE. EFFICIENT.



Compact design allows for a 360 degree zero-turning radius, enabling the truck to operate in confined spaces.

Operator can select different performance modes on color LCD display to meet different applications. Multi-function LCD display: speed, steer angle, travel direction, battery discharge indicator, hour meter and working mode.

Cutting-edge transmission system employs dual gearboxes and twin motors, allowing for a top speed of 9.3mph and an impressive 15% maximum incline capacity when fully loaded.

High-power oil pump motor and large displacement gear pump increase lifting and lowering speed, and improve working efficiency.



ERGONOMIC. GREAT VISIBILITY.



The large, ergonomic cab and user-friendly design ensures operator comfort throughout the entire work shift. Low entrance height provides operator easy and safe access.



On-Demand Fully Hydrostatic Power Steering (FHPS) guarantees smooth steering, preventing over-run and kick-back. Spinner knob allows easier one-handed steering.



Mast layout is optimized for a wide view and clear visibility while operating.

SAFETY. RELIABILITY. CONVENIENCE.



Heavy-duty steel chassis, axles, mast and overhead guard deliver high strength and stability for high lifting heights and heavy loads.



Intelligent buffering effectively protects the ground and cargo from damage while forks descend to the ground.



Operator Presence System (OPS) — When operator is not in seat, the hydraulic lift and tilt controls automatically lock out and traveling is disabled.



Electronic components are all high-quality, well-known brands and ensure optimum performance, smooth control and reliability.



Rear grab bar with horn provides easy horn operation while traveling in reverse and keeps the operator's hand safely within the truck at all times.



USB connector for charging and powering of additional devices during operations.



The back-up camera and monitor, coupled with the AI pedestrian detection system, sounds an alarm when it detects a pedestrian. If a pedestrian gets too close, it will stop the forklift.

SAFETY. RELIABILITY. CONVENIENCE.



Automatic decelerating while turning, improves safety, stability and operator comfort, while preventing product damage.



Travel Speed Up To 9.3 mph



Gradeability / Full Load



Fast Lifting Speed Up To 82.7 ft/min

EASY MAINTENANCE



Large capacity battery for multiple shift operation is enclosed and protected inside a steel case.



Removable floorboard provides access to dual gearboxes, twin motors, and all other components for easy service and maintenance. Removable panel behind seat provides access to controllers on lithium battery and BMS integrated SIM card.



Tilt cylinder boots protect tilt cylinder and oil seals from the environment, prolonging cylinder life.



Easily check truck's condition and troubleshoot with InMotion controller and CAN-bus technology.



Wireless 4G advanced battery monitoring system for remote battery monitoring and system data.

LONG LASTING AND SAFE LITHIUM-IRON POWER

NOBLELIFT uses Lithium-Iron Phosphate batteries, the longest lasting and safest lithium battery available. Our lithium-iron batteries are equipped with a Battery Management System (BMS), thermal management system, and an automotive-grade DC high-voltage control system. BMS manages charging and discharging data to ensure safety throughout its life cycle.

FE3C32-40 forklifts have a 10 year or 20,000 hours warranty on the lithium-Iron battery cells.



ADVANTAGES OF LITHIUM-IRON POWER



Fast-charging maintenance-free Lithium battery is fully charged in 2 hours. Battery can be opportunity charged during user breaks and during shift changes which allows the truck to run continuously through multi-shift operations. No battery changes are necessary.

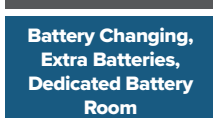
TOTAL COST OF OWNERSHIP

UP TO
47%
SAVINGS OVER 5 YEARS

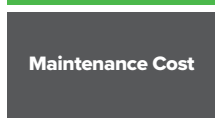
Opportunity Charging
Increases Productivity



Lead-Acid Battery
Acquisition Cost



Internal Combustion
Acquisition Cost



LITHIUM BATTERY ADVANTAGES

Lead-Acid Battery

Lower fleet availability -
Work is interrupted because
battery needs to be fully
charged before next use

Periodic battery replacement

Outsourced or in-house
maintenance personnel
required

8-10 Hours - 2 or more
batteries per lift truck

Build an expensive battery
room with ventilation

Releases hydrogen while
charging - Can result in
explosion - Acid burns can
happen during maintenance

Power loss

Lithium Battery

100% Fleet availability -
Opportunity charging allows
battery to be charged in
between use

Batteries last 3 times longer
and do not need to be
replaced

No maintenance cost

2 Hours - 1 Battery per
lift truck

No battery room needed

No dangerous substances

No power loss - Reduces
energy consumption by 35%

Productivity -
Memory Effect



Service
Life



Ongoing
Maintenance



Charge
Duration



Battery
Room



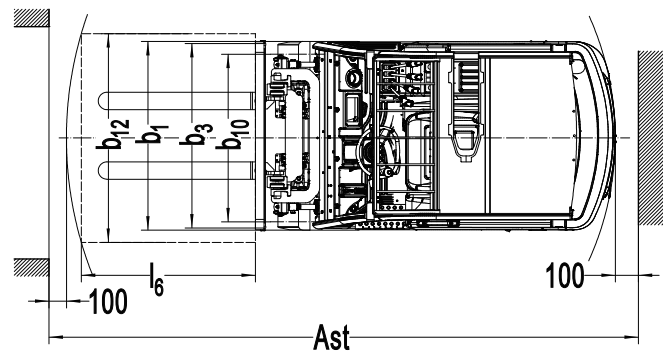
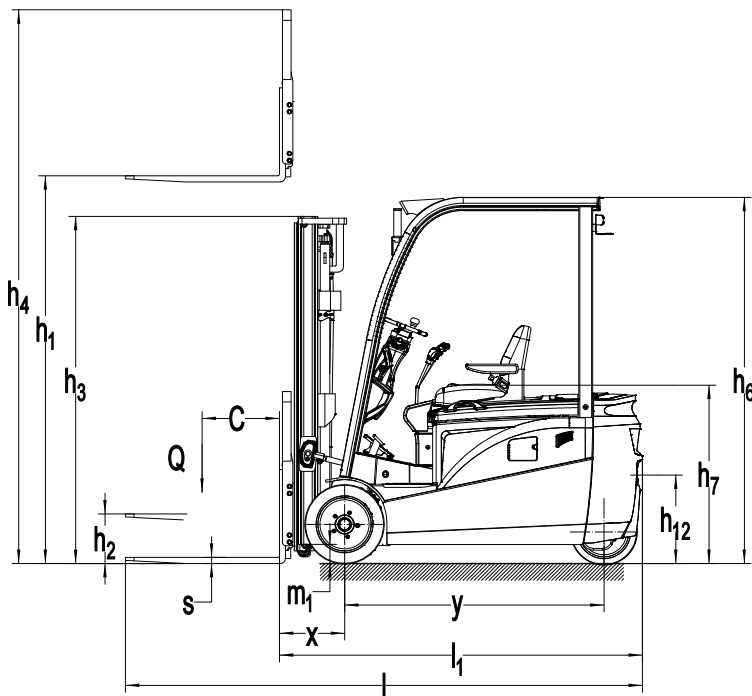
Dangerous
Substances



Power
Savings



Mast Table FE3C32 / C35 / C40								
Designation	Lift height h3 (in)	Free lift height h2 (in)	Closed mast height h1 (in)	Extended mast height h4 (in)	Tilt forward/ backward a/b (°)	Capacity table (lb) C=24in without sideshift single cushion tires		
						FE3C32	FE3C35	FE3C40
Two-stage STD	98.4	4.9	68.7	136	5 / 7	3,200	3,500	4,000
	106.3	4.9	72.6	143.9	5 / 7	3,200	3,500	4,000
	118.1	4.9	78.5	155.7	5 / 7	3,200	3,500	4,000
	129.9	4.9	84.4	167.5	5 / 7	3,200	3,500	4,000
	137.8	4.9	88.4	175.4	5 / 7	3,200	3,500	4,000
	145.7	4.9	92.3	183.3	5 / 7	3,200	3,500	4,000
	157.5	4.9	100.2	195.1	3 / 5	3,000	3,500	3,800
	169.3	4.9	106.1	206.9	3 / 5	2,900	3,200	3,400
	177.2	4.9	100	214.8	3 / 5	2,800	2,960	3,200
Two-stage FL	98.4	31.1	68.7	136	5 / 7	3,200	3,500	4,000
	106.3	35	72.6	143.9	5 / 7	3,200	3,500	4,000
	118.1	40.9	78.5	155.7	5 / 7	3,200	3,500	4,000
	129.9	46.9	84.4	167.5	5 / 7	3,200	3,500	4,000
	137.8	50.8	88.4	175.4	5 / 7	3,200	3,500	4,000
	145.7	54.7	92.3	183.3	5 / 7	3,200	3,500	4,000
	157.5	62.6	100.2	195.1	3 / 5	3,000	3,500	3,800
Three-stage FFL	157.5	38.8	76.4	195.1	3 / 5	3,000	3,500	3,800
	171.3	43.7	81.3	208.9	3 / 5	2,900	3,200	3,400
	177.2	45.7	83.3	214.8	3 / 5	2,800	2,960	3,200
	188.9	47.2	84.8	226.6	3 / 5	2,700	2,900	3,100
	196.9	53.5	91.1	234.4	3 / 5	2,500	2,800	3,000
	216.5	59.4	97	254.1	3 / 5	2,300	2,600	2,800
	236.2	67.3	104.9	273.8	3 / 5	2,000	2,200	2,400
	255.9	75.2	112.8	293.5	3 / 5	1,600	1,800	2,000



Identification					
1.1	Manufacturer		NOBLELIFT		
1.2	Model		FE3C32	FE3C35	FE3C40
1.3	Drive (electric – battery or mains, diesel, petrol, gas, manual)		Lithium Electric		
1.4	Type of operation (hand, pedestrian, standing, seated, order picker)		Seated forklift		
1.5	Load capacity / rated load	Q (lb)	3,200	3,500	4,000
1.6	Load center distance	c (in)	24		
1.8	Load distance, center of drive axle to fork	x (in)	14.6	14.8	14.8
1.9	Wheel base	y (in)	53.5	53.5	58.7
Weights					
2.1	Service weight including battery (see line 6.5)	lb	6,834	7,099	7,760
2.2	Axle loading, laden front / rear	lb	9,215 / 1,146	9,855 / 1,213	10,825 / 1,345
2.3	Axle loading, unladen front / rear	lb	3,285 / 3,549	3,417 / 3,682	3,748 / 4,012
Wheels, Chassis					
3.1	Tires (solid rubber, superelastic, pneumatic, polyurethane)		Solid rubber		
3.2	Tire size, front		18x7x12-1/8		
3.3	Tire size, rear		15x5x11-1/4		
3.5	Wheels, number front / rear (x = driven wheels)		2x / 2		
3.6	Track width, front	b ₁₀ (in)	35.5		
3.7	Track width, rear	b ₁₁ (in)	7.4		
Basic Dimensions					
4.1	Mast / fork carriage tilt forward / backward	a/b (°)	5 / 7		
4.2	Lowered mast height	h ₁ (in)	78.5		
4.3	Free lift	h ₂ (in)	4.9		
4.4	Lift height	h ₃ (in)	118.1		
4.5	Extended mast height	h ₄ (in)	155.7		
4.7	Overhead load guard height	h ₆ (in)	82.7		
4.8	Seat height / standing height	h ₇ (in)	39.6		
4.12	Coupling height	h ₁₀ (in)	18.3		
4.19	Overall length	l ₁ (in)	112.9	119.1	124.2
4.20	Length to face of forks	l ₂ (in)	76.8	76.9	82.1
4.21	Overall width	bl (in)	42.7		
4.22	Fork dimensions	s/e/l (in)	1.3 / 3.9 / 42	1.6 / 3.9 / 42	1.6 / 3.9 / 42
4.24	Fork carriage width	b ₃ (in)	40.9		
4.31	Ground clearance, laden, under mast	m ₁ (in)	4.1		
4.32	Ground clearance, center of wheelbase	m ₂ (in)	4.1		
4.33	Right Angle Stack with 40x48 pallet	Ast (in)	128.7	128.9	133.9
4.34	Right Angle Stack with 32x48 pallet	Ast (in)	133.6	133.7	138.9
4.35	Turning radius	Wa (in)	61.8		
Performance Data					
5.1	Travel speed, laden / unladen	mph	8.9 / 9.3	8.9 / 9.3	8.1 / 9.3
5.2	Lift speed, laden / unladen	fpm	63 / 82.7	59 / 82.7	59 / 82.7
5.3	Lowering speed, laden / unladen	fpm	<118		
5.5	Drawbar pull, laden / unladen S2 60 min	lbf	1,911 / 1,754	1,911 / 1,754	1,978 / 1,799
5.7	Max. Gradient performance, laden / unladen S2 5 min	%	15 / 20	15 / 20	13 / 18
5.10	Service brake		Hydraulic		
E-Motor					
6.1	Drive motor rating S2 60 min	HP	6*2		
6.2	Lift motor rating at S3 15%	HP	11.5		
6.3	Battery standard		Lithium-iron phosphate		
6.4	Battery voltage, nominal capacity K5	V/Ah	48 / 412		
6.5	Battery weight	lb	992		
	Battery dimensions l/w/h	in	38.6 / 21.2 / 26.4	38.6 / 21.2 / 26.4	38.6 / 26.3 / 26.4
	Charger standard	V/A	48/200		
Other Details					
8.1	Type of drive control		AC		
8.2	Operating pressure for attachments	psi	2,538		
8.3	Oil volume for attachments	gal/min	9.5		
8.4	Sound level at driver's ear according to EN 12 053	dB(A)	73		

NOBLELIFT reserves the right to make technical changes and improvements to our products to maintain or enhance the quality, delivery, and efficiency.

A GLOBAL LEADER

NOBLELIFT is a global leader in Lithium Technology. We manufacture more than 200 categories and around 30 series of each product. Our products are designed to meet different application demands and are well accepted by our customers in more than 100 countries and regions in Europe, America, Asia, Africa and more.

Products include: sit-down forklifts, rough terrain forklifts, narrow aisle forklifts, walkie-stackers, order pickers, electric pallet trucks, scissor lifts, tuggers, tow tractors, scrubbers, lift tables, manual pallet jacks and more.



FORKLIFTS



NARROW AISLE



STACKERS



POWERED PALLET TRUCKS



SCISSOR LIFTS



TUGGERS



SCRUBBERS

NOBLELIFT
NORTH AMERICA

2475 S. Wolf Road
Des Plaines, IL 60018
T: 847-595-7100
F: 847-595-7200
sales@nobeliftna.com
www.nobeliftna.com



Website



Video

AUTHORIZED DEALER

